



WEEKLY VEAL MARKET SUMMARY

~ Livestock, Meat, Feed Ingredients & Skin Markets ~

Thursday, July 05, 2018 Vol. 21, No. 26

Carlot Veal Carcass Report

Northeast and North Central Basis - 06/21/2018-06/27/2018

Compared to last week: The special fed veal carcass market was mostly steady to weak on comparable sales of non-packer owned calves and on packer owned calves on light to moderate demand and light to moderate offerings. Harvest numbers were 11.3 percent higher compared to last week's total. Dressed weights were down 6.3 pounds in the Northeast, down 0.7 pounds in the North Central, with the total NE & NC being down 3.8 pounds.

VEAL CARCASS, SPECIAL FED, HOT BASIS-PAID TO PRODUCER.

NON-PACKER OWNED	Head	Range	Wt. Ave.	Change
Hide-Off, 255-315 Lbs.	1409	288.00- 311.00	306.61	-0.79
PACKER OWNED				
Hide-Off, 255-315 Lbs.	1574	300.00- 310.00	303.24	-1.09

CONTRACT INFORMATION: Hot Basis, Hide-Off

Current future contracts offered: Firm Bottom Northeast and North Central, 300.00 for November.

- * North Central = OH, IN, IL, MI, & WI
- * Northeast = MA, MD, PA, NY, NJ, DE, CT, & VT
- ** Packer Owned = Ownership, harvesting and processing controlled by the same party.

Monthly Boxed & Distributive/LCL Veal Cuts Trade

Northeast and North Central Basis
FOB Major Production Points

For the month of June: Special fed veal cut prices

Item:	Wt. Range	Range	
Carcass, hide off	200-275 lbs	375.00-	450.00
Foresaddles	86-147 lbs	325.00-	375.00
Forequarters	43-74 lbs	325.00-	450.00
Necks, bone-in	24-28 lbs	275.00-	300.00
Breast	10-18 lbs	120.00-	175.00
Foreshank	3-5 lbs	300.00-	595.00
Osso Bucco, foreshank	2-8 lbs	675.00-	895.00
Shoulder, full	49-85 lbs	345.00-	400.00
Chuck, square cut	39-68 lbs	220.00-	285.00
Chuck rolls, skinned	5-10 lbs	475.00-	810.00
Chuck, Shoulder Clod	4-9 lbs	525.00-	825.00
Hotel Racks, 8 rib	15-26 lbs	750.00-	825.00
Hotel Racks, 7 rib	14-25 lbs	775.00-	825.00
Hotel Racks, Chop Ready, 7 rib	5-9 lbs	1175.00-	1350.00
Hotel Racks, Chop Ready, 6 rib	4-8 lbs	1225.00-	1350.00
Rack, Ribeye	3-9 lbs	1725.00-	1725.00
Hindsaddles	89-153 lbs	510.00-	585.00
Hindquarters	45-76 lbs	510.00-	585.00
Loins, regular	18-36 lbs	365.00-	445.00
Loins, 4x4, trimmed	18-30 lbs	550.00-	675.00
Strip Loins, skinned	1-up lbs	1325.00-	1550.00
Loin, Short Tenderloin	0.5-up lbs	1125.00-	1295.00
Legs, double	68-117 lbs	505.00-	580.00
Legs, single	34-59 lbs	505.00-	600.00
Legs, slices, retail		750.00-	995.00
Legs, TBS 4-piece	27-47 lbs	950.00-	1025.00
Legs, TBS 3-piece	24-39 lbs	950.00-	1025.00
Legs, BHS heel-out	27-42 lbs	590.00-	705.00
Legs, Sknd, butt tenderloin	0.5-up lbs	1050.00-	1295.00
Top Rnd, Sknd, cap-off	10-15 lbs	1225.00-	1475.00
Hindshank	5-8 lbs	525.00-	675.00
Osso Bucco, Hindshank	2-8 lbs	750.00-	950.00
Stew Meat, regular		400.00-	600.00
Bnls Veal Trimmings 75-80% Lean		175.00-	260.00
Bnls Veal Trimmings 80-90% Lean		195.00-	325.00
Hvy Nature Green Hides(per piece)		45.00-	48.00

- * North Central = OH, IN, IL, MI, & WI
- * Northeast = MA, MD, PA, NY, NJ, DE, CT, & VT

"Special-Fed (Nature, Milk-Fed) Veal Slaughter as Reported by Slaughter Plants in the Northeast and North Central Area."

Special Fed Veal Slaughter for:	LY	YTD	YTD
W/E:	06/30/18	06/23/18	07/01/17
Northeast	1,974	1,854	2,019
North Central	1,607	1,363	2,048
Total NE & NC	3,581	3,217	4,067
			96,489
			102,611

Special Fed Percentage of Total Calf Kill W/E 06/23/18 ... 39.22
Actual Calf Slaughter reported by NASS W/E 06/23/18 9,729
Estimated Calves Slaughter W/E 06/30/18 10,000

Special Fed Veal Dressed Weights	LY	YTD
W/E:	06/30/18	06/23/18
Northeast	279.5	285.8
North Central	283.3	284.0
Total NE & NC	281.2	285.0
		278.2

Meat Production and Actual Live weight and Dressed Weight W/E 06/23/2018

Production	Species and Class	Live weight	Dressed Weight
		Million lbs.	lbs.
Beef	Cattle	528.9	1,325
Calves and veal	Calves	1.2	213
Pork	Hogs	451.1	279
Lamb and mutton	Sheep	2.5	143
Total meat production		983.7	72

Total Pounds of Calf and Veal Meat Available W/E 06/23/2018

	1,200,000	% of Total	71.31%
Domestic Production	482,676	% of Total	28.69%
Imported			
Total	1,682,676		100.00%

Federally Inspected Slaughter Percentages by Species, U.S.

Species	Class & Total	# of Head	% of Total
Cattle	Total	648,496	
	Dairy cows	53,199	8.1
Calves	Total	9,729	
Hogs	Total	2,163,835	
Sheep	Total	34,940	

For additional information contact:
USDA LIVESTOCK, POULTRY and GRAIN Market News at 816-676-7000

Summary of Pennsylvania Livestock Auctions

New Holland Calf Auction Report for Thursday, July 05, 2018

This Week: 572 Last Week: 554 Last Year: 700

Return to Farm Holstein Calves: Compared to last week, Graded Holstein bull calves sold 50.00-60.00 lower. Holstein heifer calves sold 10.00-15.00 lower compared to a light test last week. Ag Market News LLC under the USDA-QSA-LMAR program graded 405 head for Thursday's sale. All calves are sold by the cwt.

Graded Holstein Bull Calves: Number 1 100-118 lbs 55.00-60.00; 90-98 lbs 40.00. Number 2 80-128 lbs 20.00-42.00. Number 3 60-130 lbs 20.00-30.00. Utility 60-130 lbs 12.00-25.00.

New Holland Livestock Auction Report for Monday, July 02, 2018

Calves Monday: 485 Week Ago: 441 Year Ago: 382

Return to Farm Holstein Calves: Compared to last week, Holstein bull calves sold steady to 10.00 lower. Demand moderate. All calves sold by the cwt on actual weights.

Holstein Bull Calves: Number 1 85-115 lbs 80.00-110.00. Number 2 75-115 lbs 60.00-85.00. Number 3 70-110 lbs 40.00-60.00. Utility 55-110 lbs 11.00-40.00.

Vintage Calf Auction Report for Tuesday, July 03, 2018

Calves Monday: 511 Week Ago: 496 Year Ago: 517

Return to Farm Holstein Calves: Compared to last week, Holstein bull calves sold 20.00-30.00 lower. Holstein heifer calves sold 15.00-20.00 lower. Ag Market News LLC under the USDA-QSA-LMAR program graded 323 head for Tuesday's sale. All calves are sold by the cwt.

Graded Holstein Bull Calves: Number 1 120 lbs 77.00. Number 2 95-114 lbs 80.00-82.00; 83-90 lbs 50.00-70.00. Number 3 94-109 lbs 60.00-62.00; 73-85 lbs 32.00-45.00. Utility 73-101 lbs 20.00-30.00; 64 lbs 12.00.

SOURCE: USDA-PA Dept Ag Market News, New Holland-Lancaster Co., PA

Canadian Federally Inspected Slaughter

	CW	LW	LY	YTD	YTD	% Change
	06/23/18	06/16/18	06/24/17	2018	2017	
Calves:	3,975	3,819	3,577	92,969	96,742	-3.9%
Males:	3,733	3,603	3,362	87,243	90,802	
Females:	242	216	215	5,726	5,940	

Canadian Monthly Grain Fed Veal Report

(Quebec Sales in Canadian Dollar and Average Price)						
2018			2017			
W/E	No of Head	Avg Price	No of Head	Avg Price	% Change	Hd count
06/30/18	1,465	198.00	1,267	220.00	15.63%	
YTD	34,463	227.66	38,414	215.60	-10.29%	

Australian Veal Slaughter Statistics

	This Wk	2018 YTD	Last Wk	Last Yr	2017 YTD
Queensland	184	4,070	204	287	6,619
New South Wales	1,500	31,787	1,258	1,529	35,095
Victoria	2,877	68,210	3,825	3,257	64,321
South Australia	15	413	13	15	602
Tasmania	109	10,727	133	12	7,251
Total	4,685	115,207	5,433	5,100	113,888

U.S. Department of Agriculture Food Safety and Inspection Service Imported Meat Passed for Entry into the United States by Country in Metric Tons

Reporting Period:	06/24/2018 to 06/30/2018	Week 24			
COUNTRY	BNLS	EDIBLE OTHER	PRIMALS & SUBPRIMALS	WKLY TOTAL	YTD TOTAL
Australia	--	--	16	17	237
Canada	--	75	13	42	163
France	--	--	--	--	1
Mexico	--	--	--	--	2
Netherlands	--	--	1	27	38
New Zealand	--	--	--	--	619
Uruguay	--	--	--	--	0
Total	--	75	1	30	6,507

FEED INGREDIENTS

Milk Protein Markets	Madison, WI	July 05, 2018 (REPORT 27)	COMPARED TO LAST WEEK:
			(Simple Avg. Change)
DRY BUTTERMILK- CENTRAL AND EAST		0.7500 - 0.8000	0.0075 higher
F.O.B. CENTRAL/ EAST:			
DRY WHEY- CENTRAL		0.2500 - 0.4100	0.0050 lower
F.O.B. CENTRAL:		0.2850 - 0.3600	unchanged
MOSTLY:			
ANIMAL FEED MILK REPLACER		0.2000 - 0.2400	unchanged
F.O.B. Central:			
DRY WHEY- NORTHEAST		0.3000 - 0.4050	unchanged
F.O.B. NORTH EAST:			
NONFAT DRY MILK- CENT & EAST			
Includes EXTRA GRADE & GRADE A		0.7525 - 0.8500	unchanged
LOW/MEDIUM HEAT		0.7800 - 0.8175	0.0037 lower
MOSTLY:		0.9350 - 1.0350	0.0225 lower
HIGH HEAT:			
WHEY PROTEIN CONCENTRATE		0.7200 - 0.9575	0.0012 lower
EDIBLE 34% PROTEIN:		0.7400 - 0.8725	unchanged
MOSTLY:			

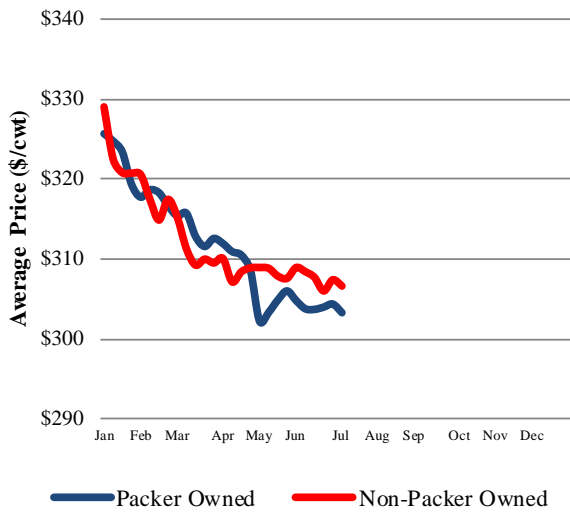
Fat Products Des Moines, IA W/E June 30, 2018 *Preliminary

CAF CHICAGO EDIBLE TALLOW - Railcar	--	Simple Average
CAF CHICAGO LOOSE LARD, PS AND/OR CP	--	Simple Average
Coconut Oil Crude (Source: USDA FAS) 1,029.00 *May (US\$/MT) Rotterdam CIF		

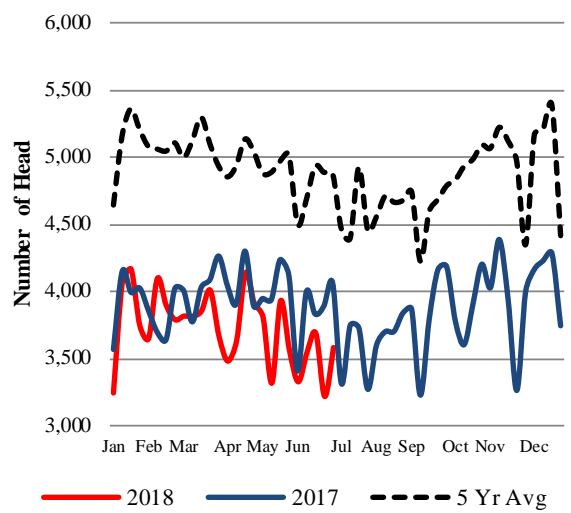
NATIONAL SUMMARY OF VEAL AND CALF GRADED 4/29/18 TO 5/26/18 May

PRIME	603	4.7%	31.0% of Federal Veal and Calf
CHOICE	12,203	95.3%	slaughter represents total
GOOD	0	0.0%	Veal and Calf graded.
STANDARD	0	0.0%	Information provided by: USDA
UTILITY	0	0.0%	Meat Grading and Certification
TOTAL	12,806		TOTAL ACTUAL SLAUGHTER 41,332

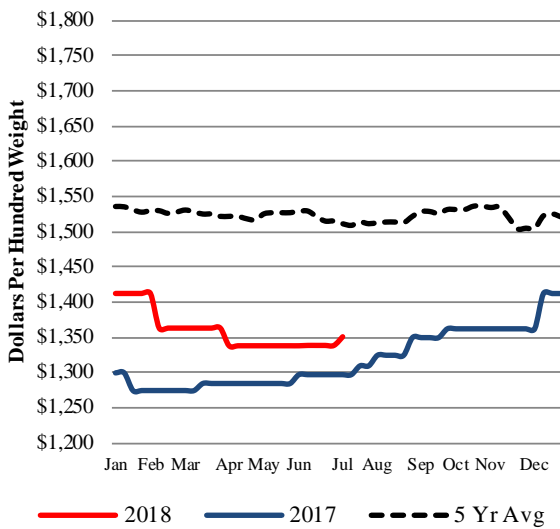
Non-Packer Owned & Packer Owned 2018



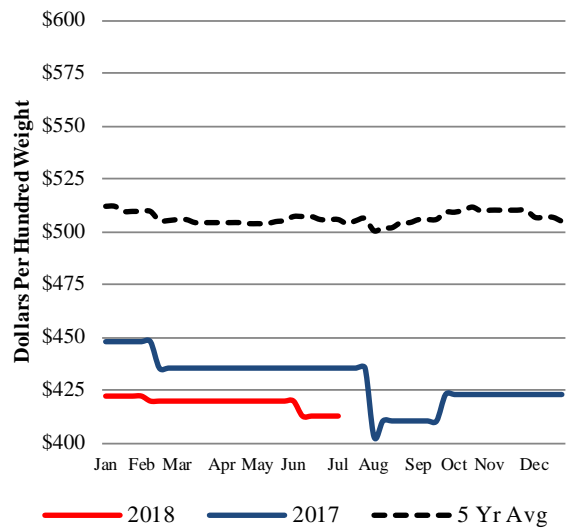
Weekly Veal Slaughter



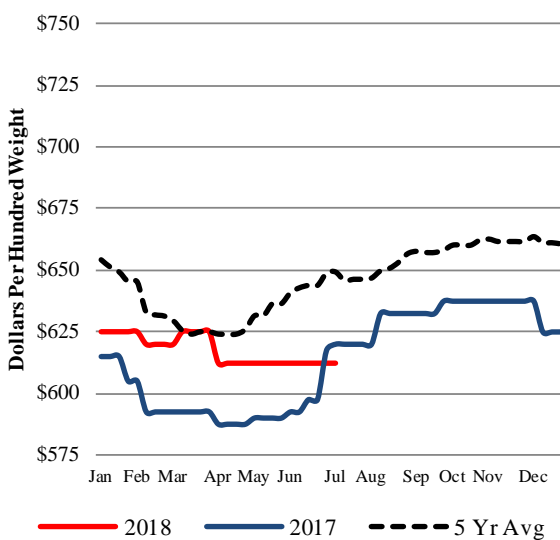
Top Round-Cap Off (\$/cwt)



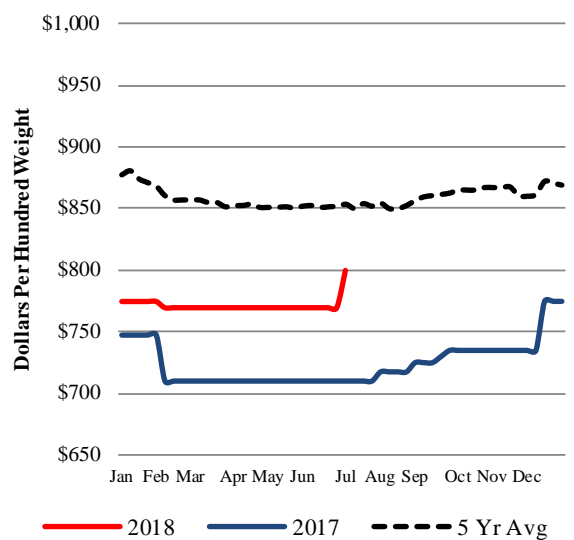
Carcass-Hide Off (\$/cwt)



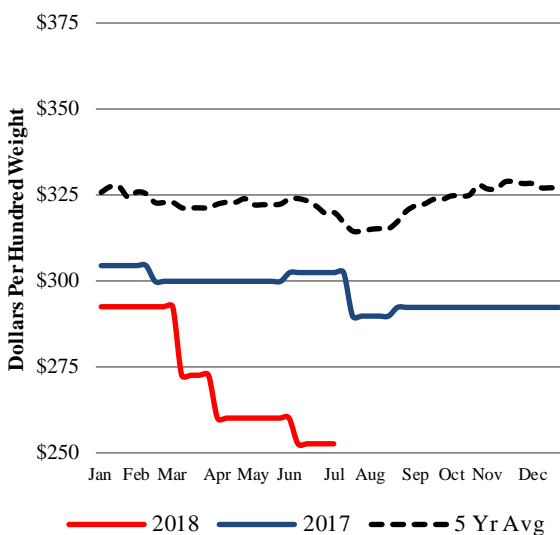
4X4 Loin, Trimmed (\$/cwt)



Hotel Rack-7 Rib (\$/cwt)



Square Cut Shoulder (\$/cwt)



Single Legs (\$/cwt)

