



WEEKLY VEAL MARKET SUMMARY

~ Livestock, Meat, Feed Ingredients & Skin Markets ~

Thursday, June 07, 2018

Vol. 21, No. 23

Carlot Veal Carcass Report

Northeast and North Central Basis - 05/31/2018-06/06/2018

Compared to last week: The special fed veal carcass market was mostly steady to weak on comparable sales of non-packer owned calves and on packer owned calves on light to moderate demand and light to moderate offerings. Harvest numbers were 6.6 percent lower compared to last week's total. Dressed weights were down 2.7 pounds in the Northeast, up 2.6 pounds in the North Central, with the total NE & NC being down 1.7 pounds.

VEAL CARCASS, SPECIAL FED, HOT BASIS-PAID TO PRODUCER.

	NON-PACKER OWNED Head	Range	Wt. Ave.	Change
Hide-Off, 255-315 Lbs.	2197	287.00- 311.00	308.40	-0.52
PACKER OWNED				
Hide-Off, 255-315 Lbs.	1665	300.00- 315.00	303.73	-1.03

CONTRACT INFORMATION: Hot Basis, Hide-Off

Current future contracts offered: Firm Bottom Northeast and North Central, 300.00 for October.

* North Central = OH, IN, IL, MI, & WI
 * Northeast = MA, MD, PA, NY, NJ, DE, CT, & VT
 ** Packer Owned = Ownership, harvesting and processing controlled by same party.

Monthly Boxed & Distributive/LCL Veal Cuts Trade

Northeast and North Central Basis for Tue, June 05, 2018
 FOB Major Production Points

For the month of May: Special fed veal cut prices

Item:	Wt.	Range	Range
Carcass, hide off	200-275 lbs		375.00- 450.00
Foresaddles	86-147 lbs		325.00- 375.00
Forequarters	43-74 lbs		325.00- 450.00
Necks, bone-in	24-28 lbs		275.00- 300.00
Breast	10-18 lbs		120.00- 175.00
Foreshank	3-5 lbs		300.00- 595.00
Osso Bucco, foreshank	2-8 lbs		675.00- 895.00
Shoulder, full	49-85 lbs		345.00- 400.00
Chuck, square cut	39-68 lbs		220.00- 285.00
Chuck rolls, skinned	5-10 lbs		475.00- 810.00
Chuck, Shoulder Clod	4-9 lbs		525.00- 825.00
Hotel Racks, 8 rib	15-26 lbs		750.00- 825.00
Hotel Racks, 7 rib	14-25 lbs		715.00- 825.00
Hotel Racks, Chop Ready, 7 rib	5-9 lbs		1175.00- 1350.00
Hotel Racks, Chop Ready, 6 rib	4-8 lbs		1200.00- 1350.00
Rack, Ribeye	3-9 lbs		1725.00- 1725.00
Hindsaddles	89-153 lbs		510.00- 585.00
Hindquarters	45-76 lbs		500.00- 585.00
Loins, regular	18-36 lbs		365.00- 445.00
Loins, 4x4, trimmed	18-30 lbs		550.00- 675.00
Strip Loins, bnls, 0x0	1-up lbs		1325.00- 1550.00
Loin, Short Tenderloin	0.5-up lbs		1125.00- 1295.00
Legs, double	68-117 lbs		505.00- 580.00
Legs, single	34-59 lbs		500.00- 600.00
Legs, slices, retail			750.00- 995.00
Legs, TBS 4-piece	27-47 lbs		950.00- 1025.00
Legs, TBS 3-piece	24-39 lbs		950.00- 1025.00
Legs, BHS heel-out	27-42 lbs		590.00- 705.00
Legs, Sknd, butt tenderloin	0.5-up lbs		1050.00- 1295.00
Top Rnd, Sknd, cap-off	10-15 lbs		1200.00- 1475.00
Hindshank	5-8 lbs		525.00- 675.00
Osso Bucco, Hindshank	2-8 lbs		750.00- 950.00
Stew Meat, regular			400.00- 600.00
Bnls Veal Trimmings 75-80% Lean			175.00- 260.00
Bnls Veal Trimmings 80-90% Lean			195.00- 325.00
Hvy Nature Green Hides (per piece)			45.00- 48.00

* North Central = OH, IN, IL, MI, & WI
 * Northeast = MA, MD, PA, NY, NJ, DE, CT, & VT

"Special-Fed (Nature, Milk-Fed) Veal Slaughter as Reported by Slaughter Plants in the Northeast and North Central Area."

Special Fed Veal Slaughter for:	LY	YTD	YTD
W/E: 06/02/18 05/26/18 06/03/17 2018 2017			
Northeast	2,093	1,905	2,067 45,830 47,699
North Central	1,233	1,656	1,342 36,628 39,282
Total NE & NC	3,326	3,561	3,409 82,458 86,981

Special Fed Percentage of Total Calf Kill W/E 05/19/18 ... 34.46
 Actual Calf Slaughter reported by NASS W/E 05/26/18 ... 10,335
 Estimated Calves Slaughter W/E 06/02/18 ... 8,000

Special Fed Veal Dressed Weights	LY	YTD
W/E: 06/02/18 05/26/18 06/03/17		
Northeast	274.4	277.1 282.0
North Central	289.4	286.8 283.6
Total NE & NC	280.0	281.6 282.7

Meat Production and Actual Live weight and Dressed Weight W/E 05/19/2018

Production	Species and Class	Live weight	Dressed Weight
	Million lbs.	lbs.	lbs.
Beef	517.3 Cattle	1,315	796
Calves and veal	1.4 Calves	235	137
Pork	485.5 Hogs	284	212
Lamb and mutton	2.9 Sheep	143	72
Total meat production	1,007.10		

Total Pounds of Calf and Veal Meat Available W/E 05/19/2018

	1,400,000	% of Total	73.67%
Domestic Production			
Imported	500,308	% of Total	26.33%
Total	1,900,308		100.00%

Federally Inspected Slaughter Percentages by Species. U.S.

Species	Class & Total	# of Head	% of Total
Cattle	Total	651,478	
	Dairy cows	54,391	8.3
Calves	Total	10,335	
Hogs	Total	2,290,462	
Sheep	Total	40,567	

For additional information contact:
 USDA LIVESTOCK, POULTRY and GRAIN Market News at 816-676-7000

Summary of Pennsylvania Livestock Auctions

New Holland Calf Auction Report for Thursday, May 31, 2018

This Week: 533 Last Week: 528 Last Year: 465

Return to Farm Holstein Calves: Compared to last week, Graded Holstein bull calves sold mostly 20.00-40.00 lower. Holstein heifer calves mostly steady. Ag Market News LLC under the USDA-QSA-LMAR program graded 373 head for Thursday's sale. All calves are sold by the cwt.

Graded Holstein Bull Calves: Number 1 90-130 lbs 70.00-80.00; 82 lb individual 50.00. Number 2 88-128 lbs 60.00-70.00; 80-86 lbs 50.00. Number 3 90-130 lbs 55.00-57.00; 60-88 lbs 30.00-40.00. Utility 60-130 lbs 20.00- 40.00.

New Holland Livestock Auction Report for Monday, June 04, 2018

Calves Monday: 495 Week Ago: 109 Year Ago: 109

Return to Farm Holstein Calves: Holstein bull calves not tested last week. Demand moderate. All calves sold by the cwt on actual weights.

Holstein Bull Calves: Number 1 90-130 lbs 110.00-127.00. Number 2 80-120 lbs 95.00-115.00. Number 3 70-110 lbs 60.00-95.00. Utility 50-90 lbs 15.00-55.00.

Vintage Calf Auction Report for Tue Jun 05, 2018

Calves Monday: 547 Week Ago: 561 Year Ago: 589

Return to Farm Holstein Calves: Compared to last week, Holstein bull calves sold 10.00-20.00 lower. Holstein heifer calves sold steady to 20.00 higher. Ag Market News LLC under the USDA-QSA-LMAR program graded 401 head for Tuesday's sale. All calves are sold by the cwt.

Graded Holstein Bull Calves: Number 1 103-123 lbs 82.00-90.00. Number 2 90-113 lbs 80.00-90.00; 84 lbs 65.00. Number 3 74-110 lbs 50.00-65.00; 65 lbs 30.00. Utility 73-108 lbs 40.00-45.00.

SOURCE: USDA-PA Dept Ag Market News, New Holland-Lancaster Co., PA

Canadian Federally Inspected Slaughter

	CW	LY	YTD	% Change
Calves:	3,300	4,036	3,211 77,525 81,792	-5.2%
Males:	3,099	3,784	3,012 72,729 76,774	
Females:	201	252	199 4,796 5,018	

Canadian Monthly Grain Fed Veal Report

(Quebec Sales in Canadian Dollar and Average Price)

	No of Head	Avg Price	No of Head	Avg Price	Hd count	% Change
W/E 06/02/18	1,337	198.26	1,342	224.40		-0.37%
YTD	28,775	232.66	32,861	215.78		-12.43%

Australian Veal Slaughter Statistics

W/E 06/01/2018

	This Wk	2018 YTD	Last Wk	Last Yr	2017 YTD
Queensland	182	3,393	209	255	5,443
New South Wales	1,401	26,191	1,014	1,161	29,396
Victoria	3,813	54,563	4,086	3,910	50,779
South Australia	12	366	5	29	483
Tasmania	75	10,293	226	69	7,125
Total	5,483	94,806	5,540	5,424	93,226

U.S. Department of Agriculture Food Safety and Inspection Service Imported Meat Packed for Entry into the United States by Country in Metric Tons

COUNTRY	BNLS	EDIBLE	OTHER	PRIMALS & SUBPRIMALS	WKLY TOTAL	YTD
OF ORIGIN	TRIM	CARC	CUTS	OFFAL	INTACT	
Australia	--	--	13	--	--	13 220
Canada	--	89	1	20	29	167 3,894
France	--	--	3	--	--	3 21
Mexico	--	--	--	--	--	1 2
Netherlands	--	--	--	--	27	-- 700
New Zealand	--	--	--	--	--	27 612
Uruguay	--	--	--	--	--	-- 0
Total	--	89	17	20	29	211 5,449

FEED INGREDIENTS

Milk Protein Markets	Madison, WI	June 07,	2018 (REPORT 23) COMPARED TO LAST WEEK: (Simple Avg. Change)
DRY BUTTERMILK- CENTRAL AND EAST	F.O.B. CENTRAL/ EAST:	0.7100	- 0.8200 unchanged
DRY WHEY- CENTRAL	F.O.B. CENTRAL:	0.2400	- 0.4000 0.0150 lower
	MOSTLY:	0.2825	- 0.3450 0.0050 higher
ANIMAL FEED MILK REPLACER	F.O.B. Central:	0.2000	- 0.2800 0.0550 higher
DRY WHEY- NORTHEAST	F.O.B. NORTH EAST:	0.2725	- 0.3600 0.0013 higher
NONFAT DRY MILK- CENT & EAST	Includes EXTRA GRADE & GRADE A	LOW/MEDIUM HEAT	0.8100 - 0.8800 0.0050 lower
	MOSTLY:	0.8100	- 0.8600 unchanged
	HIGH HEAT:	0.9350	- 1.0800 0.0025 higher
WHEY PROTEIN CONCENTRATE	EDIBLE 34% PROTEIN:	0.7300	- 0.9400 0.0250 higher
	MOSTLY:	0.7500	- 0.8300 0.0150 higher

Fat Products Des Moines, IA W/E June 02, 2018

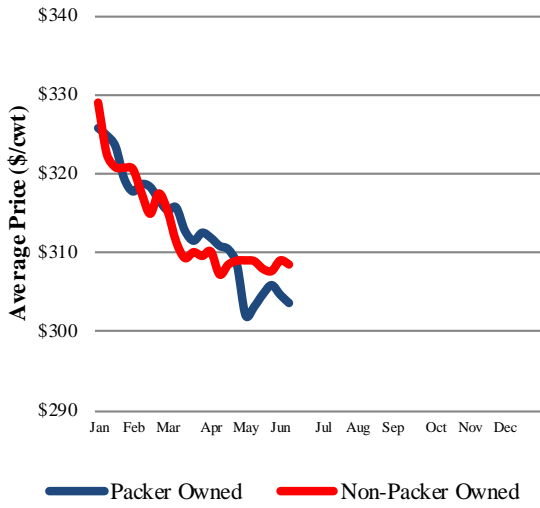
CAF CHICAGO EDIBLE TALLOW - Railcar	N/Q	Simple Average
CAF CHICAGO LOOSE LARD, PS AND/OR CP	N/Q	Simple Average
Coconut Oil Crude (Source: USDA FAS)	1135.00	Apr Rotterdam (US\$/MT)

National Summary of Veal and Calf Graded 4/01/18 TO 4/26/18 April

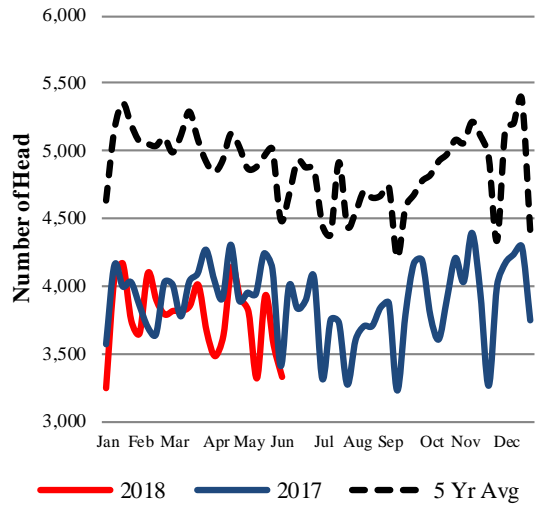
PRIME	348	2.7%	32.5% of Federal Veal and Calf
CHOICE	12,721	97.3%	slaughter represents total
GOOD	0	0.0%	Veal and Calf graded.
STANDARD	0	0.0%	Information provided by: USDA
UTILITY	0	0.0%	Meat Grading and Certification

TOTAL 13,069 TOTAL ACTUAL SLAUGHTER 40,180

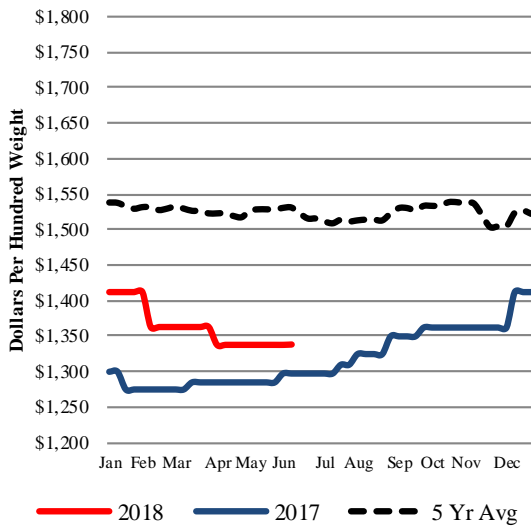
Non-Packer Owned & Packer Owned 2018



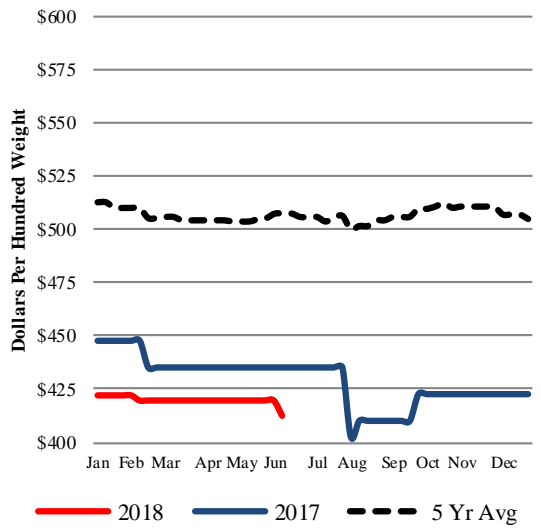
Weekly Veal Slaughter



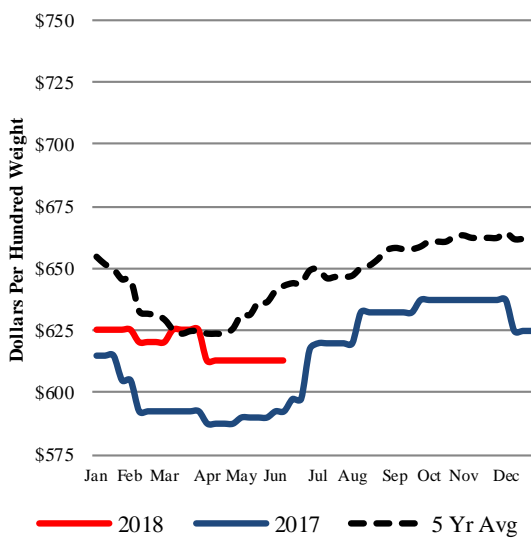
Top Round-Cap Off (\$/cwt)



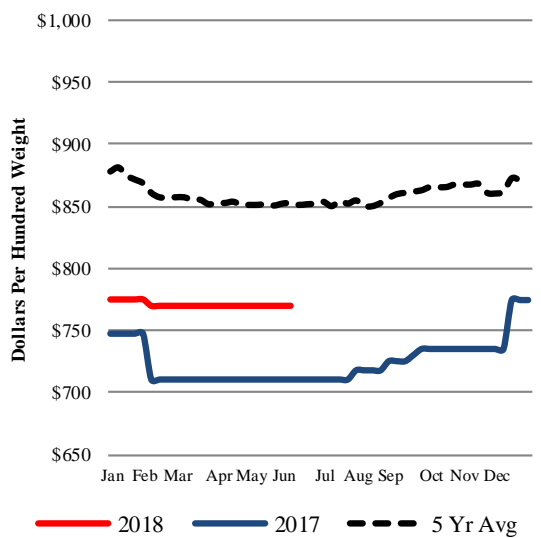
Carcass-Hide Off (\$/cwt)



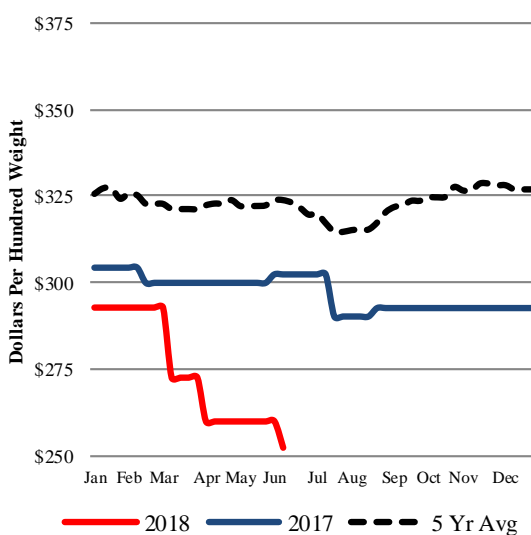
4X4 Loin, Trimmed (\$/cwt)



Hotel Rack-7 Rib (\$/cwt)



Square Cut Shoulder (\$/cwt)



Single Legs (\$/cwt)

